



Grapevine Heart

2-Color Blending & Watercolor Background (Earthenware or Stoneware)

(c)2024 Paula McCoy

Color Concentrates:

CC101 Cobalt Black	Mayco Stoneware Coupe Plate
CC123 Sunflowers	Earthenware 8x8" Tile
CC125 Yellow Ochre	(greenware or softfired to 010)
CC151 Cerulean Blue	WS Wire Loop or
CC152 Deep Cerulean	L3 Diamond Core Tool
CC161 Green Leaf	
CC164 Mountain Pine	
CC131 Cabernet	
CC132 Deep Cranberry	
CC186 Burnt Sienna	
LE003 Aqua Splash	

Glazes:

CSP01 Gloss Medium NT Clear—Earthenware
Mayco SW-004 Zinc Free Clear—Cone 5/6

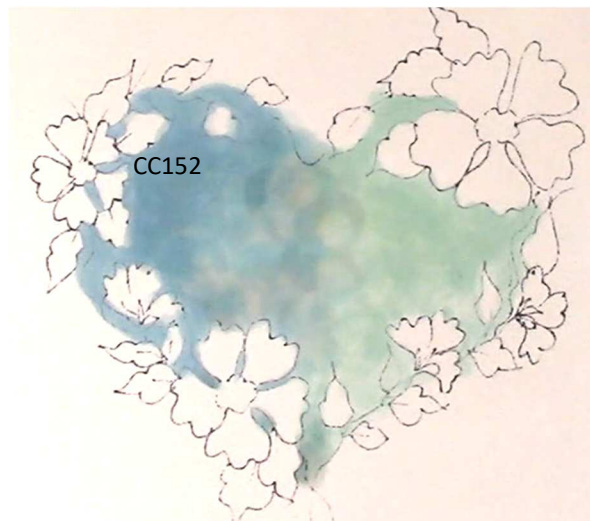
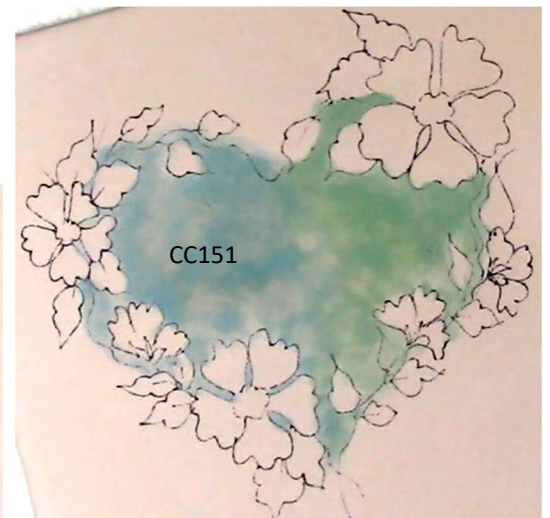
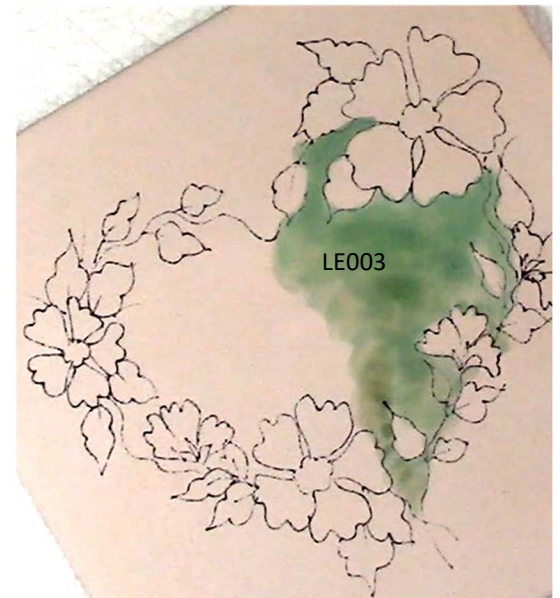
Brushes:

3600 #2 Kolinsky Liner
CFE Stubby Brush
Small, Mini & Medium Sumi
#8 Fan Glaze Brush

This project can be done on greenware or bisque and on earthenware or stoneware.

1. Trace pattern on with tissue and watercolor marker if on earthenware bisque. Ultra fine point sharpie if on stoneware bisque or top of a glaze for majolica.
2. If you are working on stoneware bisque, applying the design and color, you will brush on 2 coats of Mayco SW-004 Zinc Free Clear glaze over the color when done.

If working on earthenware you will apply 2 coats of CFE CSP01 Gloss Medium NT Clear over your colors with a fan brush.








Grapevine Heart

2-Color Blending &
Watercolor Background
(Earthenware or Stoneware)

(c)2024 Paula McCoy






Grapevine Heart

2-Color Blending &
Watercolor Background
(Earthenware or Stoneware)

(c)2024 Paula McCoy



CC123/CSP01 Mix
CC161/CSP01 Mix
CC186

CC186




CC101

CC161 & CC164
Detail and stroke work.



Grapevine Heart
2-Color Blending &
Watercolor Background
(Earthenware or Stoneware)



(c)2024 Paula McCoy