



CC Enhancers "Color Concentrates"


Color Concentrates (CC's) are pure pigment suspended in a gel base that helps facilitate the application of color. They are manufactured as a translucent underglaze on greenware or bisque in the ceramics industry. The Glass Enhancement Color Concentrate kits (CCGKIT #1 & #2) consists of 14 of the most popular colors in 1 & 2 ounce squeeze bottles, Kit #3 is the (CCGKIT #3) is the remainder of the CC's.

Color Concentrates (CC's) may be used to detail and enhance the fired glass enamels with specific techniques. The concentrates should be thinned with water to apply over the dry glass enamels on projects to result in a glossy finish. Applied in its purest form directly on the glass enamels can result in a matte or semi-gloss textured finish.

Color Concentrates applied directly to a glass surface to thin will burn off in the firing process. It must either be capped, or applied on top of the glass enamel color. You can stamp on firing paper or glass, use the ink technique and do brushstrokes. They must be capped to be food safe. Some of the **pinks and purples** burn out, see the chart. (See website under "CC Enhancers" for more details)


Firing range from 1225-2020 degrees

Available in 1oz., 2oz. and Pints.



LE003 Aqua Splash

Colors for Earth, LLC
Weatherford, TX 76085
www.colorsforearth.com
(817) 677-5020






CC Enhancers "Color Concentrates"



This chart shows the CC's used for stamping, brushstrokes and used with a Quill Pen.



- Chip charts were created on opaque white glass (6"x16").
- Divide into 4 parts. 1/4th Etched on left, 1/4th strip on right flooded with G301 Cobalt Black, 1/4th strip (right center) flooded with G302 Glacier White. The other strip on (left center) is left bare glass.
- CC's are brush stroked (pure straight from the bottle) with CFE Class Brush (#455-0).
- Numbers are done with BLFP-Black Low-Fire/No-Fire Piping Paste in piping bottle (#PIPKIT4)
- 1" strip of clear glass was placed over 1/2 black, 1/2 white enamel areas and another one 1/2 over etched and 1/2 over bare glass. This will show you what happens to the color when capped with clear 3mm glass. I sifted clear powdered frit over the area in the middle where the numbers are to have an example of powder capping.